



3Q08 Argentina Mobile Forecast

CTI to lead Argentina's mobile operator space as it expects to invest US\$ 1 billion over the next three years





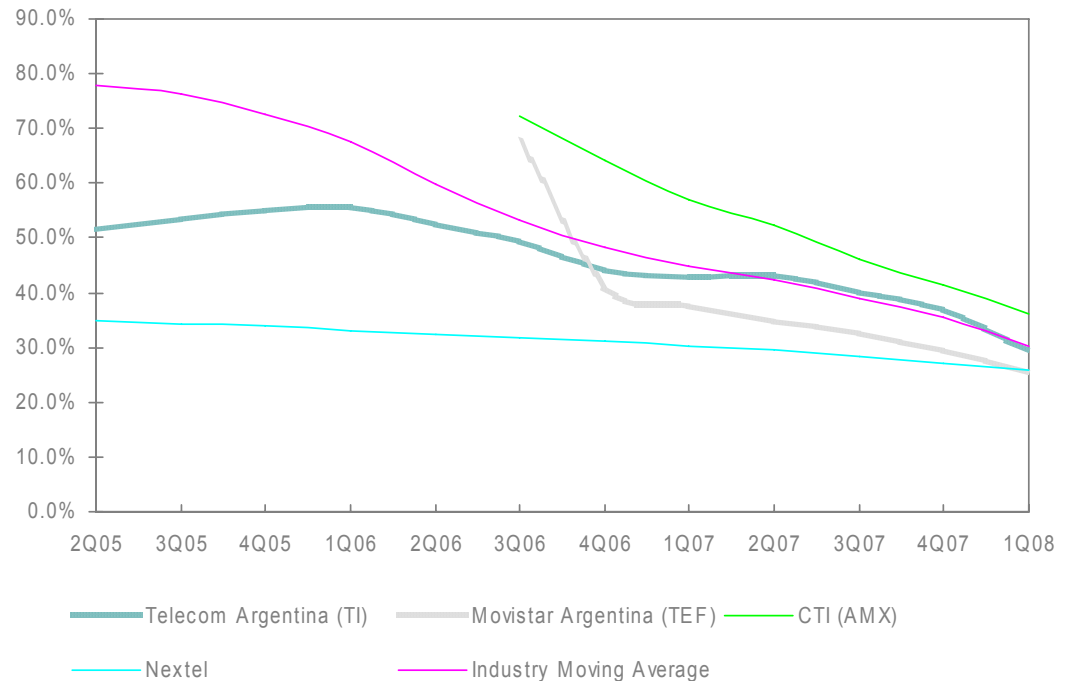
Subscriber growth decreasing

+30.1% moving average subscriber growth in Argentina from 1Q.2007 to 1Q.2008

SUBSCRIBER GROWTH RATES IN ARGENTINA DECREASING

- Operator-wide subscriber growth (YoY) continues to fall.
 - Industry wide average (YoY) of 21.2% in 1Q.2008, down from 42.2% in 1Q.2007.
- CTI still the leader in subscriber growth in Argentina with a 28.3% rate from 1Q.2007 to 1Q.2008.
- Nextel a close second while Movistar Argentina and Telecom Argentina are neck and neck in third place.
 - Nextel had a subscriber growth rate (YoY) of 24.2% in 1Q.2008, while Movistar Argentina and Telecom Argentina came in at 17.8% and 16.9% respectively.

Chart 1: Subscriber Growth (2Q05 – 1Q08), %



* Data shows 4-quarter Moving Averages

Source: IEMR



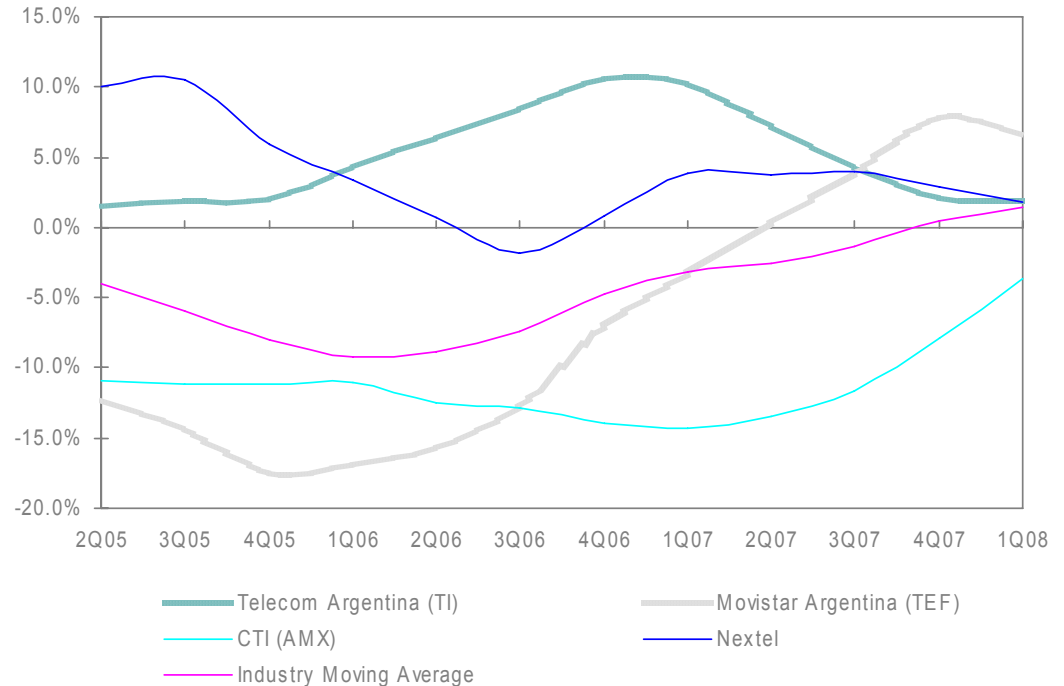
ARPU growth levels are increasing

+1.4% operator-wide moving average from 1Q.2007 to 1Q.2008

ARPU GROWTH INCREASING OVERALL

- Increasing trend in ARPU growth rates continues over the last four quarters.
 - The industry moving average rose to +1.4% over the last four quarters.
- Most operators saw their ARPU growth rates (YoY) continue their increase.
 - Telecom Argentina, Nextel and CTI continue to see their ARPU growth (YoY) rise, 6.1%, 3.8% and 3.2% respectively in 1Q.2008, up from -0.9%, -0.9% and -11.8% respectively in 1Q.2007.
 - Movistar Argentina's ARPU growth (YoY) is the only one declining, 3.4% in 1Q.2008, down from 5.6% in 1Q.2007.

Chart 2: ARPU Growth (2Q05 – 1Q08), %



* Data shows 4-quarter Moving Averages



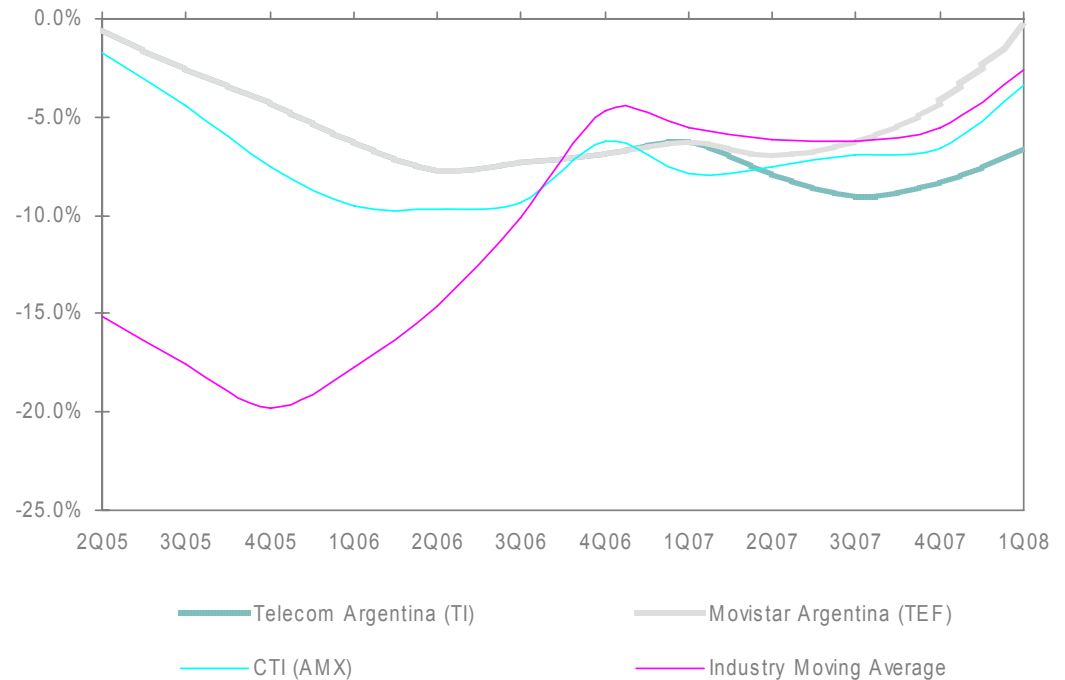
Minutes of Use per Subscriber increasing, while still negative

-2.6% industry-wide moving average last four quarters

MINUTES OF USE PER SUBSCRIBER ARE INCREASING DESPITE STILL BEING IN NEGATIVE TERRITORY

- The industry MOU/Sub growth (YoY) continues to increase, 2.8% from 1Q.2007 to 1Q.2008 compared to -8.7% from 1Q.2006 to 1Q.2007.
- All operators saw their MOU/Sub growth (YoY) increase.
 - Movistar Argentina continues to lead Argentina's operators with its MOU/Sub growth (YoY) of 8.6% in 1Q.2008, increasing from -6.7% in 1Q.2007.
 - Telecom Argentina's MOU/Sub growth (YoY) of 0% in 1Q.2008, up from -6.7% in 1Q.2007, is good for second place.
 - CTI ranks third in Argentina with a MOU/Sub growth (YoY) of -0.8% in 1Q.2008, up from -13.7% in 1Q.2007.

Chart 3: MOU/Sub Growth (2Q05 – 1Q08), %



* Data shows 4-quarter Moving Averages



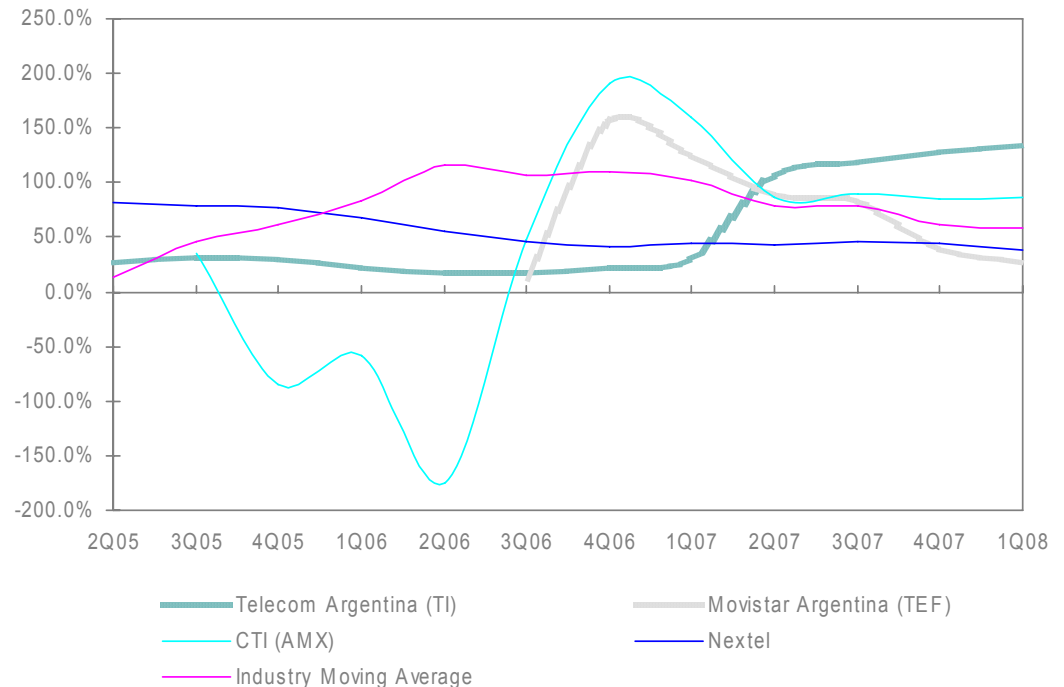
EBITDA growth increasing at decreasing rate

Industry moving average EBITDA growth was 58% over last four quarters

EBITDA GROWTH IN ARGENTINA INCREASING AT A DECREASING RATE

- EBITDA growth in Argentina continues its decline.
 - The industry wide, four quarter moving average, fell to 58% in 1Q.2008, down from 101.6% in 1Q.2007.
- Telecom Argentina's EBITDA growth (YoY) continues to fall, 73% in 1Q.2008.
 - Telecom Argentina leads Argentina's operators in EBITDA growth (YoY).
- CTI's EBITDA growth (YoY) is stabilizing, 64% in 1Q.2008, down from 114% in 4Q.2007 but up from 56% in 1Q.2007.
- Nextel and Movistar Argentina round out Argentina's operators in third and fourth place respectively with EBITDA growth (YoY) of 27% and 17% respectively.

Chart 4: EBITDA Growth (2Q05 – 1Q08), %



* Data shows 4-quarter Moving Averages

Source: IEMR



If you would like to read the rest of this and many other free reports, you need to sign up as a member client.

Please click [here](#)



- We Drive Enterprise Strategy in the telecoms domain by:
 - Producing the **BEST** and most **COMPREHENSIVE** strategy coverage of the vendor and operator space in the world
 - With over 200+ operators and 50+ vendors, we cover the strategies of more telecom operators, vendors, and markets than **ALL** of our competitors



IE Market Research

Who are our Clients?

Nokia • Motorola • Qualcomm • Samsung • Google
SK Telecom • Tellabs • PCCW • Meteor Mobile • Sunrise
Communications AG • Anovoss • Embarq Corporation •
Toppoly Optoelectronics • SES Americom • Total Choice
Communications • Goldman Sachs • Deutsche Bank • Lazard
Stifel Financial Corp. • Tatica Asset Management
TA Associates • Bain Capital • Westpac Banking Corporation
• PWC • KPMG • McKinsey • Oliver Wyman • Booz Allen
Hamilton • Monitor Group • Bain & Company • Womble
Carlyle LLP • Salomaa Group/AS-Grey Oy



IE Market Research

What do we cover?

FOR 150+ OPERATORS & VENDORS:

- Strategy Insights & Views
- Operational Metrics & Forecasts
- Detailed Financial Metrics & Forecasts
- Daily Coverage

FOR 200+ MOBILE OPERATORS:

- Data on 65+ Operational & Financial Metrics
- Quarterly historical data from 2003
- Annual forecasts going out to 2010/2011
- Quarterly coverage





Driving Enterprise Strategy

www.iemarketresearch.com