



2Q08 United Kingdom Mobile Forecast



3 (Hutchison) is expected to expand significantly
over the next three years



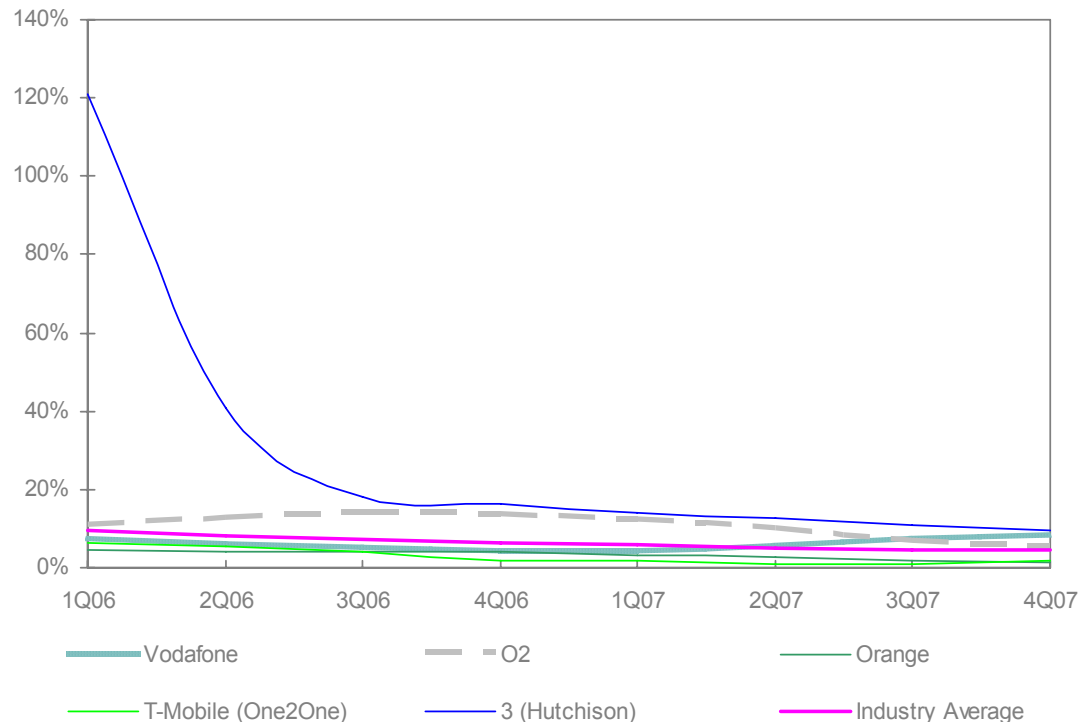
Subscriber growth is slowing down

+4.7% average subscriber growth over last four quarters

SUBSCRIBER GROWTH IN THE UNITED KINGDOM IS SLOWING DOWN GRADUALLY

- The operator-wide subscriber growth averaged 4.7% over the last four quarters (1Q.2007 – 4Q2007)
 - This is lower than the average of 6.3% over the four quarter period between 1Q.2006 and 4Q.2006
- Among all of the major operators in the country, 3 (Hutchison) continues to enjoy the fastest subscriber growth partly because it has the lowest number of subscribers

Chart 1: Subscriber Growth (1Q06 – 4Q07), %



* Data shows 4-quarter Moving Averages

Source: IEMR



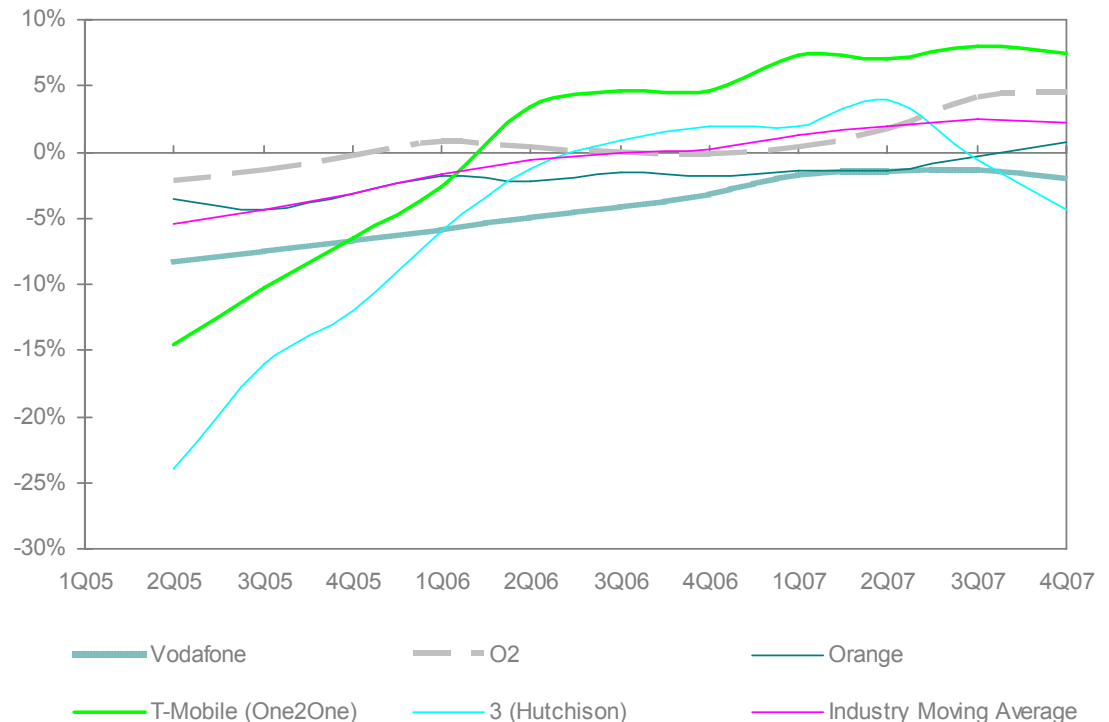
ARPUs in the U.K. have started to rise

+2.2% operator-wide average growth in 2007

THE AVERAGE ARPU IN THE UNITED KINGDOM HAS STOPPED DECLINING

- The industry average ARPU growth rate, which had been negative in 2005, turned positive for the last five quarters
 - The average ARPU growth from 1Q.2007 to 4Q.2007 was 2.2%
- T-Mobile (One2One) has enjoyed the highest ARPU growth over the past two years

Chart 2: ARPU Growth (1Q05 – 4Q07), %



* Data shows 4-quarter Moving Averages

Source: IEMR



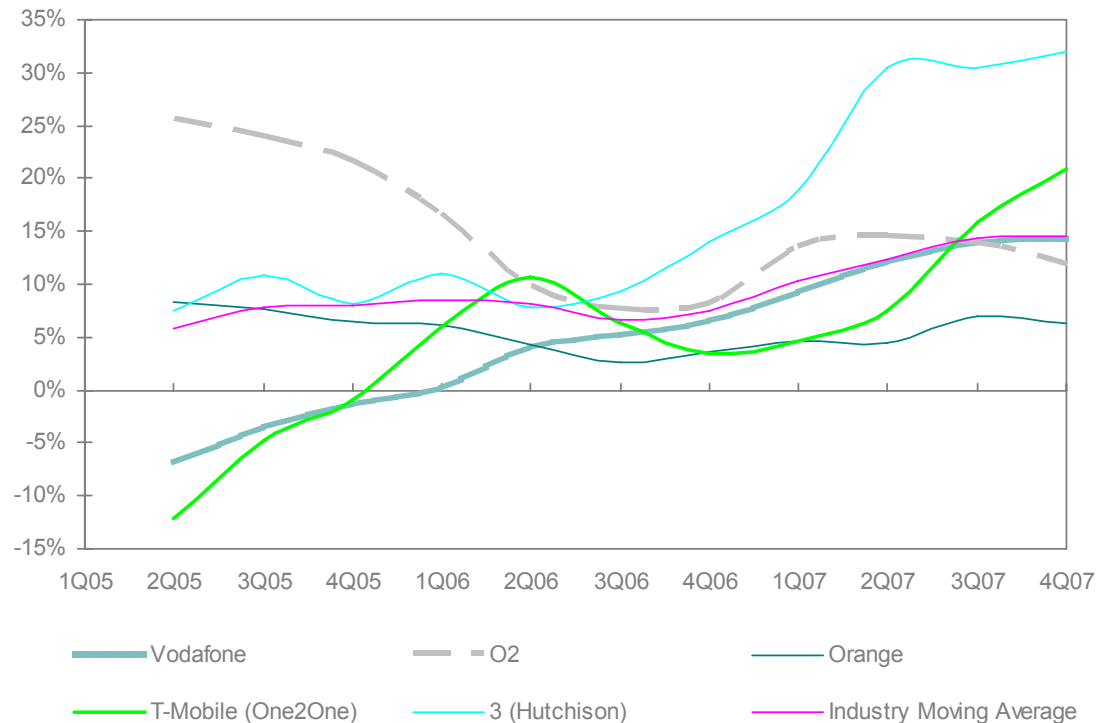
Data ARPUs continue to grow

+14.5% operator-wide average over last four quarters

THE AVERAGE DATA ARPU LEVEL IN THE UNITED KINGDOM IS INCREASING STEADILY

- Over the last four quarters, all of the major operators experienced positive growth in their data ARPUs
- 3 (Hutchison), in particular, had double-digit data ARPU growth rates over the past six quarters
 - Its data ARPUs averaged US\$21.44 per month in 2007 which was the highest among all the operators in the U.K.
- On the other hand, T-Mobile (One2One) which receives the lowest ARPU in the country, had the second highest data ARPU growth over the last two quarters

Chart 3: Data ARPU Growth (1Q05 – 4Q07), %



* Data shows 4-quarter Moving Averages

Source: IEMR



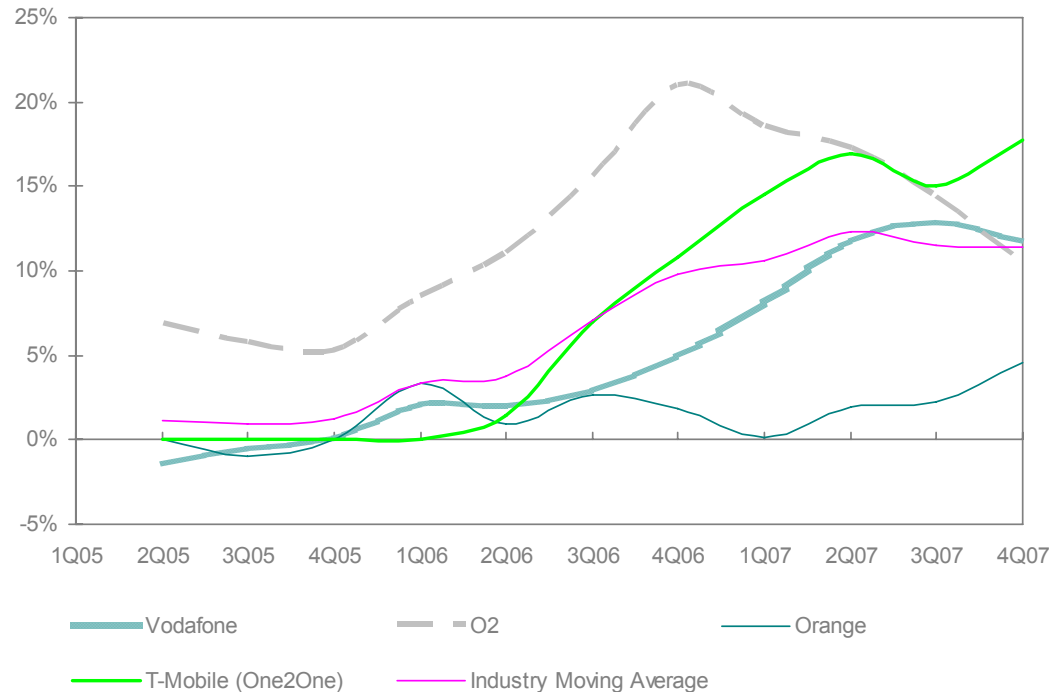
Minutes of Use per Subscriber continue to rise

The industry average growth of +11.4% in 2007

THE BRITISH SUBSCRIBERS ARE SPENDING AN INCREASING AMOUNT OF TIME ON THEIR MOBILE PHONES

- The industry average growth in MOU/Sub (minutes of use per subscriber) over the past four quarters (1Q.2007 – 4Q.2007) was 11.4%
- This is higher than the 9.8% average for the previous year (1Q.2006 – 4Q.2006)
- The operator-wide MOU/Sub in 2007 averaged 184 minutes per month

Chart 4: MOU/Sub Growth (1Q05 – 4Q07), %



* Data shows 4-quarter Moving Averages

Source: IEMR



EBITDA growth to become positive

+3.8% operator-wide average over the last four quarters

THE INDUSTRY AVERAGE EBITDA STARTED TO IMPROVE IN THE LAST QUARTERS OF 2007

- The operator-wide average EBITDA, which had kept falling since 2004, started to increase in the last quarter
- T-Mobile (One2One) had particularly high EBITDA growth rates mainly because of their rising ARPUs

Chart 5: EBITDA Growth (1Q05 – 4Q07), %



* Data shows 4-quarter Moving Averages



If you would like to read the rest of this and many other free reports, you need to sign up as a member client.

Please click [here](#)



- We Drive Enterprise Strategy in the telecoms domain by:
 - Producing the **BEST** and most **COMPREHENSIVE** strategy coverage of the vendor and operator space in the world
 - With over 200+ operators and 50+ vendors, we cover the strategies of more telecom operators, vendors, and markets than **ALL** of our competitors



IE Market Research

Who are our Clients?

Nokia • Motorola • Qualcomm • Samsung • Google
SK Telecom • Tellabs • PCCW • Meteor Mobile • Sunrise
Communications AG • Anovoss • Embarq Corporation •
Toppoly Optoelectronics • SES Americom • Total Choice
Communications • Goldman Sachs • Deutsche Bank • Lazard
Stifel Financial Corp. • Tatica Asset Management
TA Associates • Bain Capital • Westpac Banking Corporation
• PWC • KPMG • McKinsey • Oliver Wyman • Booz Allen
Hamilton • Monitor Group • Bain & Company • Womble
Carlyle LLP • Salomaa Group/AS-Grey Oy



IE Market Research

What do we cover?

FOR 150+ OPERATORS & VENDORS:

- Strategy Insights & Views
- Operational Metrics & Forecasts
- Detailed Financial Metrics & Forecasts
- Daily Coverage

FOR 200+ MOBILE OPERATORS:

- Data on 65+ Operational & Financial Metrics
- Quarterly historical data from 2003
- Annual forecasts going out to 2010/2011
- Quarterly coverage





Driving Enterprise Strategy

www.iemarketresearch.com